

ELEGANCE REFINED WITH EASE



 | eliziio
ELEGANCE REFINED WITH EASE



Expertise Spread Across 3,50,000 Sq. Ft. of Landscaped Area.





A GLIMPSE INTO THE WORLD OF



GET YOUR DESIRE FRAMED

Doors, Modular Kitchen, Wooden Floorings

A leader in manufacturing premium wood-based solutions, Shreeji is a name to reckon with in the woodcraft industry. We develop exclusively finished contemporary wooden doors, frames, and international wooden flooring for sports and leisure.



King-Size Infrastructure

Our infrastructure facility is based in the heart of nature at Silvassa—spread over a colossal area of 3,50,000 sq. feet. With state-of-the-art machinery that offers world-class automation and mechanism to encompass the line of production, we are now spreading our wings globally.



Turnkey Solutions

Our end-to-end solutions eliminate the need to visit multiple vendors. At Shreeji, the entire process of door manufacturing & installation is covered—from taking the measurements, creating the design, manufacturing, shipping the door with shutter frame, architrave, hardware and accessories, to installing the door.



Not At Mother Nature's Cost

Our wood-based masterpieces are produced with minimal impact on the environment.



WE CREATE EMPOWERING STATEMENT PIECES

Creating statement pieces is at the core of Shreeji and over the years many of our works have emerged as luring icons. We love taking risks and turning heads. Three of our iconic brands include Elizio, Zyrex, & SMART.



Artistically wow and engineered to last indefinitely, Zyrex is our premium range of wooden floors, conforming to international standards. We make the finest wooden squash, badminton, tennis, basketball, and multi-purpose courts you'll find.



They say, "if you can organize your kitchen, you can organize your life." Shreeji's S.M.A.R.T modular kitchen concepts are a tasteful fusion of elegance and function to make your life as simple and organized as possible. Thoughtfully crafted for functionality, our personalized modular kitchen designs offer maximum utility in minimalistic kitchen spaces.

eliziiio®

Elegance Refined with Ease

Each one-of-a-kind masterpiece here is designed with premium-quality wood. Taking nature in its purest form, Shreeji transposes it in wonderful wood-based marvels. We desire to shape nature's fierceness into high-end products that are incredibly detailed and realistic. One such timeless design is our range of pre-hung doors Eliziiio, "elegance with ease."





THE FUTURE OF THE DOOR INDUSTRY

Redefining luxury, Eliziiio's premium range of doors and frames belong to the modern world of laminate finishes.



PICK & PERSONALIZE

With countless customization options available, these dream doors can be mass produced according to the architect's needs. From a wide range of standard sizes and designs, you can pick and personalize the one that matches your expectations.



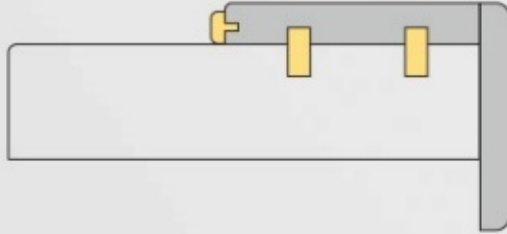
TYPES OF DOORS FRAMES



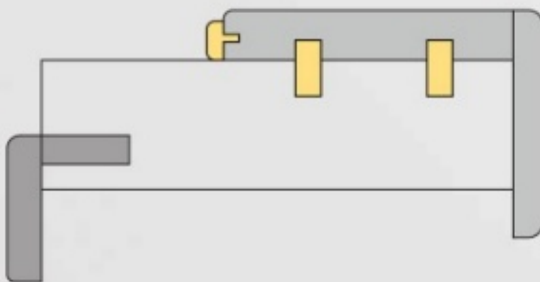
TECHNICAL SPECIFICATIONS

AVAILABLE SECTION:

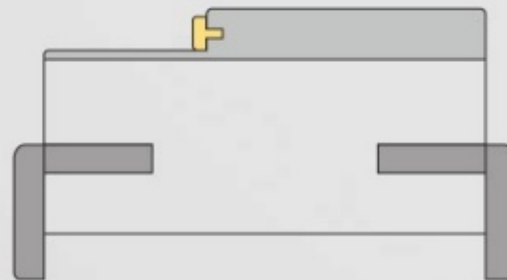
100 x 37	100 x 42	100 x 50
125 x 37	125 x 42	125 x 50
150 x 37	150 x 42	150 x 50




DOOR FRAME
100 X 37mm



DOOR FRAME
125 X 42mm



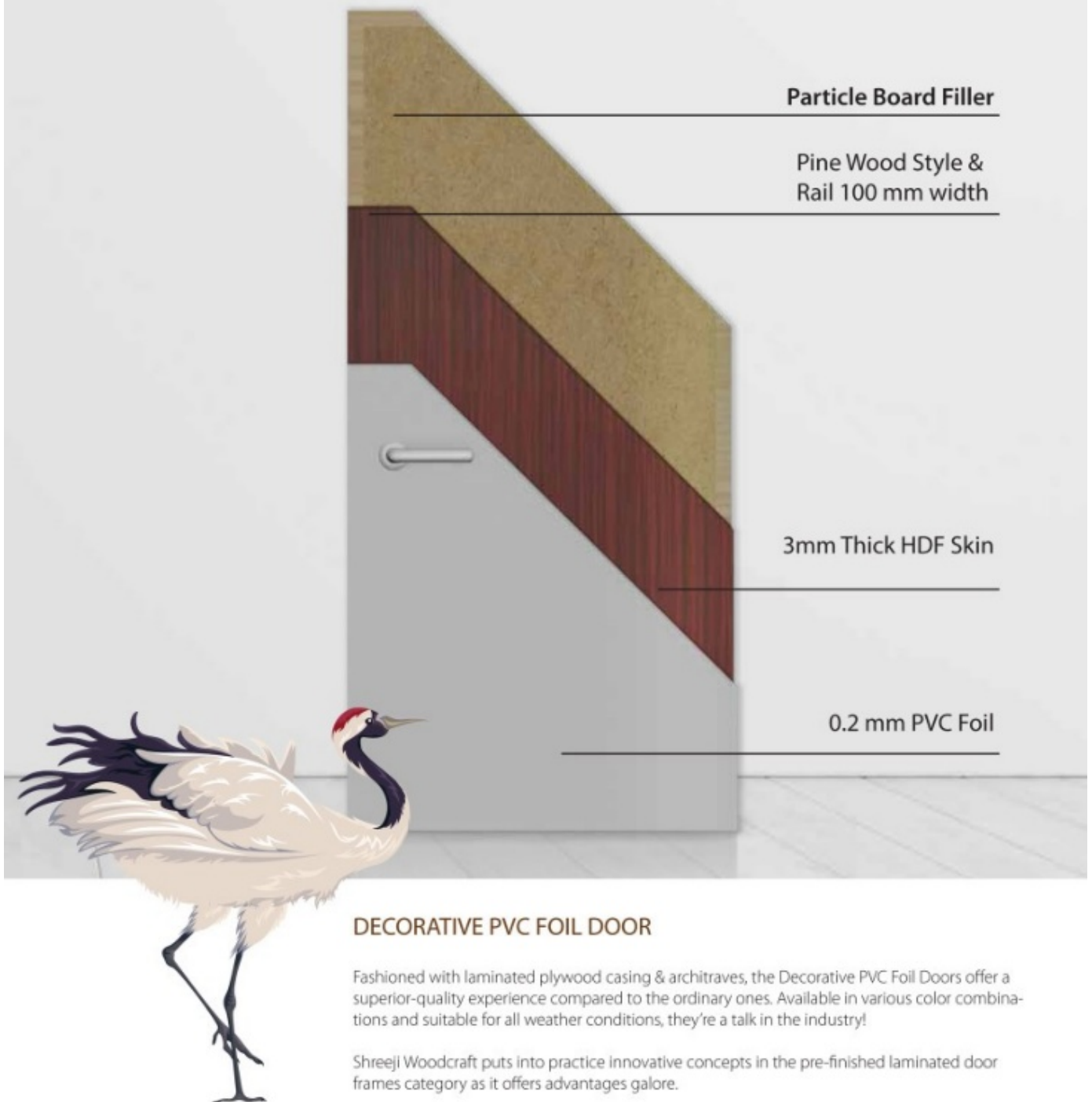
DOOR FRAME
150 x 50mm



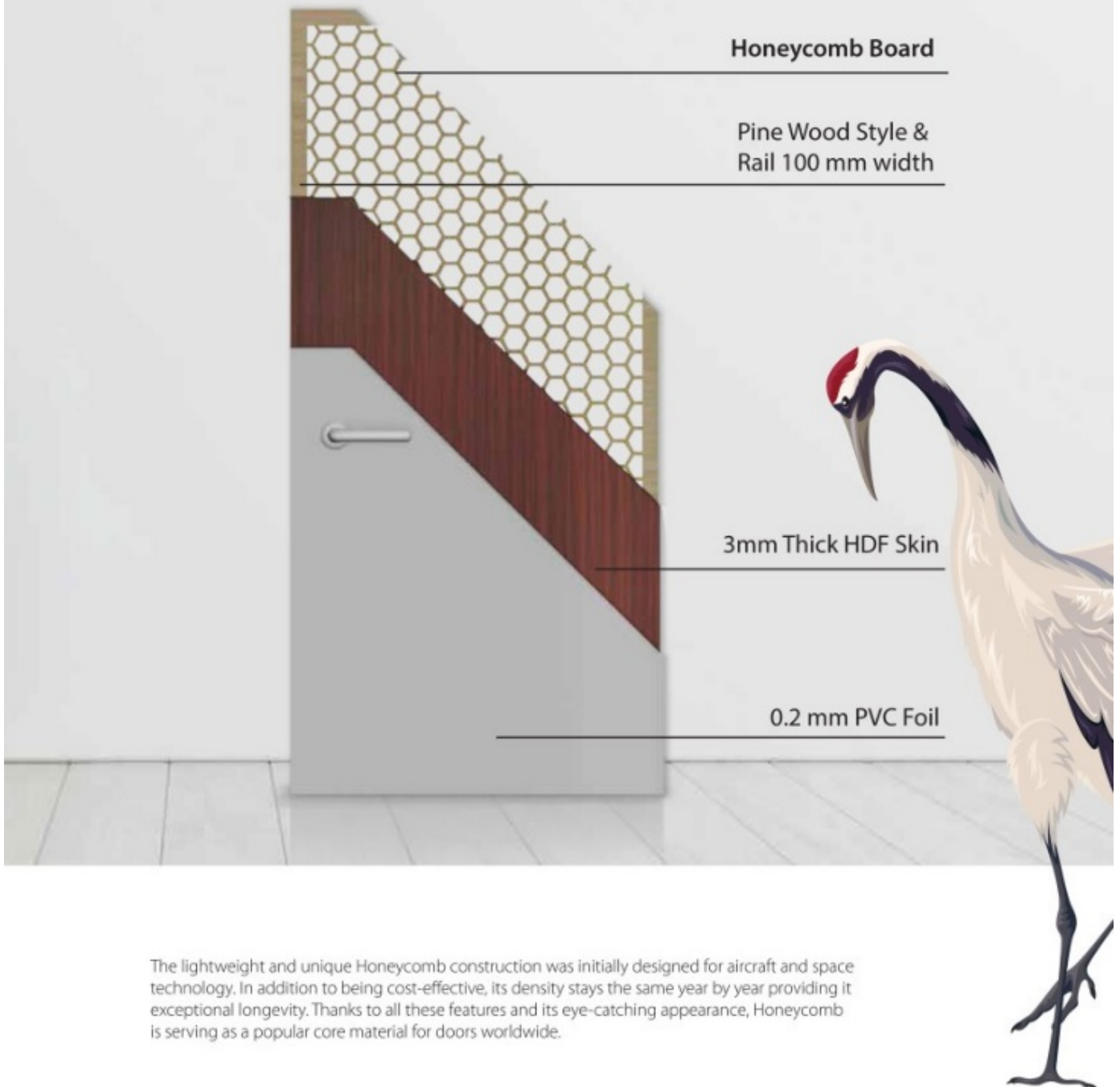
AVAILABLE SECTION:
Engineered HDF Frame,
Engineered LVL Frame

AVAILABLE FINISHES:
Veneer, PVC Foil

CONSTRUCTION OF DOOR



CONSTRUCTION OF DOOR



The lightweight and unique Honeycomb construction was initially designed for aircraft and space technology. In addition to being cost-effective, its density stays the same year by year providing it exceptional longevity. Thanks to all these features and its eye-catching appearance, Honeycomb is serving as a popular core material for doors worldwide.

ADVANTAGES GALORE



Internationally acknowledged



Personalization as per architect's requirement



Combination of avant-garde & innovative techniques



Manufactured in bulk & pre-customized. Order them in bulk and fit in countless spaces without much wear and tear



Uniform finish that blends with the doors



Elegant designs available in a wide variety



cost-effective



Mass production allows for the faster delivery time of large numbers



Uniform aesthetics



Eco-friendly



Provides adjustable architrave to achieve 15mm to 20mm variation in wall thickness




Offers an end-to-end solution, from sourcing of raw materials to handing over the finished product to the end customer













SHREEJI WOODCRAFT PVT. LTD.

B/803, Western Edge II, Western Express Highway, Borivali (East), Mumbai - 400 066. India.
+91 22 42934444 | info@shreejiwoodcraft.com | www.shreejiwoodcraft.com

NAVI MUMBAI

731, Grohitam,
Plot No. 14-B,
Sector-19, Vashi,
Navi Mumbai

PUNE

BParasmani Bungalow,
2nd floor, 280 – C/8,
Mahatma Phule Pet,
Near Sonmarg Talkies,
Pune – 411042

BANGALORE

122, The Arcade@
Brigade Meadows,
Office No: 306, Kaggalipura,
Bangalore – 5600820